



4.2.3.

Annual expenditure of purchase of books/e-books and subscription to journals/e- journals year wise during last year 2022-23(INR in Lakhs)

Sr.No	Contents	Page no
1.	Consolidated Extract of Expenditure of books and Journals during 2022-23	1-2
2.	Average annual expenditure for purchase of books/e-books and subscription to journals/e-journals during 2022-23	3-8



Abhijit Deshpande B.Com., LL.B., F.C.A.

Ref: Cert/VESCOP/2023/12/08
UDIN: 23040546BGSJBI2605

Date: 8 December 2023

TO WHOMSOEVER IT MAY CONCERN

As per the information, explanation and records produced before us, we hereby certify that- on the basis of verification of documents and books of accounts produced before us by the management of Vivekanand Education Society's College of Pharmacy that, the consolidated Expenditure on Books and Journals for FY 2022-23 are as follows (as per annexure attached):

Financial Year	Expenditure of purchase of books	Expenditure of purchase of journals and e- journals
2022-23	4,30,831	1,79,235

This Certificate is issued on the specific request of our client Vivekanand Education Society's College of Pharmacy for the purpose of submission of the same to the appropriate authority.

Abhijit Deshpande

Abhijit Deshpande
Chartered Accounts
M No. 40546



503, Ganesh Tower, Dada Patil Road, Opp. Railway Station, Thane (W) 400602.
Phone: (022) 2537 4790, 97696 17307 Email : abhijitca63@gmail.com

VES College of Pharmacy

Consolidated Extract of Expenditure of Books and Journal

Financial Year	Expenditure of purchase of books	Expenditure of purchase of journals and e journals
2022-23	4,30,831	1,79,235



32

**VIVEKANAND EDUCATION SOCIETY'S
COLLEGE OF PHARMACY (B.PHARM)
SCHEDULE OF DIRECT EXPENSES
FOR THE YEAR ENDED 31ST MARCH 2023**

Amount (Rs.) 2021-22	Particulars	Sch	Amount (Rs.) 2022-23
1,13,77,308	Total Brought forward		97,23,055
24,00,379	Depreciation	14	28,90,254
3,57,63,700	HR Expenses	15	4,30,13,951
-	Salary Expenses		42,09,558
-	Salary Arrears		11,24,815
10,96,428	Employer's Contribution to P.F		49,202
46,364	Administrative Charges to P.F		1,08,405
2,20,508	Leave Encashment		20,77,682
3,64,231	Gratuity Contribution		11,756
-	Group Accident Insurance		2,25,810
-	Mediclaime Policy - Non Teaching Staff		3,39,900
84,000	Visiting Faculty Charges		22,355
8,000	Guest Lecture Expenses		5,11,83,434
3,75,83,231			
33,982	Laboratory Expenses	16	3,17,859
-	Lab.Chemicals		87,732
-	Lab.Glasswares		1,06,800
25,148	Lab.Consumables		41,305
6,726	Lab.Recurring Expenses (M,W,P)		47,571
3,230	Pharmaceutical Garden Expsn		-
47,820	Disposal of Hazardous waste		4,563
3,203	Animal House Maintenance		6,05,830
1,20,109			
10,34,747	Repairs & maintenance	17	13,34,927
43,971	Repairs & Maintenance		40,010
-	Repairs & Maintenance-Equip		57,840
-	Repairs & Maintenance - Air Conditioners		4,500
12,800	Repairs & Maintenance - Teaching aids		-
7,080	Repairs & Maint.Photocopy/printer		-
9,48,208	Construction Expenses		21,21,569
22,59,099	Renovation Work (Toilet)		9,342
2,458	AMC for Biometric System		5,000
2,916	AMC for Library Software		-
5,000	AMC for Fees Software		1,57,982
-	Repairs & Maintenance - Renovation		37,31,170
43,16,279			
25,419	Education /Classroom Expenses	18	2,50,522
25,000	Annual Day Expenses		1,74,135
31,247	College Magazine		2,49,608
9,774	Extra Co-Curricular Activities		-
61,465	Extension Activity		50,987
1,53,000	Gymkhana Expenses		-
4,036	Play Ground Expenses		1,01,080
-	NSS Activity Expenses		9,978
-	PHO Activity Expenses		1,00,000
1,30,140	Scholarship to Students		60,804
-	Social Welfare Office Expenses		4,063
-	Women Development Cell		-
69,384	Webinar Package		-
9,600	Institutional Membership - Pharma Times		-
72,033	Journals		62,125
6,913	Newspapers		11,425
7,416	Innovation & Incubation Activity Expenses		8,370
1,84,840	Seminar Expenses		2,12,300
7,90,267			12,95,397
3,05,778	Examination Expenses	19	1,57,143
1,188	Examination Remuneration & Expsn		3,778
3,12,138	Supplimentary Exam fees (Univ Share)		3,99,369
6,19,104	University Exam fees (Univ Share)		5,60,290
17,28,376	Establishment Charges		17,73,750
5,89,35,053	Total		7,17,63,180




Dr. (Mrs.) Supriya S. Shidhaye
PRINCIPAL
Vivekanand Education Society's
College of Pharmacy
HAMC, Behind Collector Colony,
Chembur, Mumbai - 400 074

**VIVEKANAND EDUCATION SOCIETY'S
COLLEGE OF PHARMACY (M.PHARM)**

**SCHEDULE OF DIRECT EXPENSES
FOR THE YEAR ENDED 31ST MARCH 2023**

25,88,354.00	Total Brought forward		42,65,850
	HR Expenses	13	
56,74,325	Salary Expenses		57,46,778
-	Salary Arrears		4,35,027
1,23,257	Employer's Contribution to P.F		3,45,293
4,730	Adm.Charges paid to P.F.Orgn		14,371
88,837	Gratuity Contribution		3,28,055
6,000	Guest Lecture Expenses		18,070
18,000	Visiting Faculty Charges		-
59,15,149			68,87,594
	Research & Development Expenses	14	
3,250	Animal House Expenses		15,275
79,596	Lab.Chemicals		2,43,030
512	Lab Glassware		1,21,891
40,232	Lab.Consumables		91,152
1,00,777	Lab Research Activity		1,03,709
6,284	Innovation & Incubation Activity Expenses		-
2,30,651			5,75,057
	Repairs & Maintenance	15	
4,447	Pest Control Expenses		8,759
51,005	Repairs & Maintenance-Equip		1,84,642
25,115	Repairs & Maintenance		48,949
80,567			2,42,350
	Education /Classroom Expenses	16	
3,601	Annual Day Expenses		45,269
3,397	Extra Co-Curricular Activities		44,049
-	Gymkhana Recurring		8,998
9,000	Seminar for Students		21,450
49,775	Journals & Newspaper		1,17,110
1,995	Seminar Expenses		-
-	VEESCOP Scholarship to Students		1,00,000
67,768			3,36,876
1,68,503	Examination Expenses		1,34,781
2,97,000	Rent for College Building		6,59,250
93,47,992	Total		1,31,01,758





 Dr. (Mrs.) Supriya S. Shidhaye
 PRINCIPAL
 Vivekanand Education Society's
 College of Pharmacy
 HAMC, Behind Collector Colony,
 Chembur, Mumbai - 400 074

V.E.S. COLLEGE OF PHARMACY (B Pharm)
SCHEDULE OF FIXED ASSETS AS ON 31ST MARCH 2023

Schedule - 14

SR. NO.	PARTICULAR OF ASSETS	Op. Bal. at Cost 1.4.2022	WDV as on 1.4.2022	Additions upto 30.09.2022	Additions from 01.10.2022	RATE OF DEP.	Assets Written of 2014 - 15	Depreciation Permitted 30.09.2022	Depreciation Permitted 01.10.2022	Total Depreciation upto 31.03.2023	Closing Balance WDV as on 31.03.2023	Closing Balance AT COST as on 31.03.2023
		(1)	(2)	(3)	(4)	(5)	(6)	(7)	(8)	(9)	(10)	(11)
								(2+3)×15=7	(4×15=8)	(7+8=9)	(2+3+4-9=10)	(1+3+4=11)
1	Class Room Furniture	8,18,111	1,30,046	-	-	15	-	19,507	-	19,507	1,10,539	8,18,111
2	Common Room Furniture	5,97,233	92,604	7,52,532	1,11,215	15	-	1,26,770	8,341	1,35,111	8,21,240	14,60,980
3	Computer Lab Furniture	2,77,213	42,816	-	-	15	-	6,422	-	6,422	36,394	2,77,213
4	Furniture & Fixtures	63,34,485	9,04,212	-	-	15	-	1,35,632	-	1,35,632	7,68,580	63,34,485
5	Lab. Furniture	42,11,850	4,01,603	-	-	15	-	60,240	-	60,240	3,41,363	42,11,850
6	Lab. Fittings (Gas)	8,24,211	1,85,807	-	-	15	-	27,871	-	27,871	1,57,936	8,24,211
7	Lab. Fittings (Vaccum, Cmpr, Dro))	10,35,933	85,205	-	-	15	-	12,781	-	12,781	72,424	10,35,933
8	Lab Infrastructure	1,07,03,055	23,69,664	-	-	15	-	3,55,450	-	3,55,450	20,14,214	1,07,03,055
9	Library Furniture	9,99,754	1,01,692	-	-	15	-	15,254	-	15,254	86,438	9,99,754
10	Seminar Hall Infrastructure	20,49,195	9,14,803	-	-	15	-	1,37,220	-	1,37,220	7,77,583	20,49,195
11	Infrastructure Development	-	-	-	-	15	-	-	-	-	-	-
	TOTAL (A)	2,78,51,040	52,28,451	7,52,532	1,11,215	165	-	8,97,147	8,341	9,05,488	51,86,710	2,87,14,787
12	Computer	43,14,022	17,89,001	7,69,658	9,77,807	25	-	6,39,665	1,22,226	7,61,891	27,74,575	60,61,487
13	Wi-Fi Network	7,15,156	60,109	-	1,22,248	25	-	15,027	15,281	30,308	1,52,049	8,37,404
14	Hi-Speed Printer / Photocopier	5,09,128	2,04,616	-	-	25	-	5,154	-	5,154	1,53,462	5,09,128
15	Computer Software	3,85,864	34,991	-	-	25	-	8,748	-	8,748	26,243	3,85,864
	TOTAL (B)	59,24,170	20,88,718	7,69,658	11,00,055	100	-	7,14,594	1,37,507	8,52,101	31,06,330	77,93,883
16	Library Books	12,31,675	4,34,106	-	3,22,402	25	-	1,08,526	40,300	1,48,826	6,07,682	15,54,077
17	Language Lab Software	1,81,742	-	-	-	25	-	-	-	-	-	1,81,742
18	Library Book Bank Books	5,721	-	-	-	25	-	-	-	-	-	5,721
	TOTAL (C)	14,19,138	4,34,106	-	3,22,402	75	-	1,08,526	40,300	1,48,826	6,07,682	17,41,540
19	Patent	89,266	67,856	23,600	1,83,500	25	-	22,864	22,938	45,802	2,29,154	2,96,366
	TOTAL (D)	89,266	67,856	23,600	1,83,500	25	-	22,864	22,938	45,802	2,29,154	2,96,366
20	Air Compressor	2,08,119	11,793	-	-	15	-	1,766	-	1,766	10,007	2,08,119
21	Air Conditioner	14,38,482	5,40,570	4,59,915	6,08,677	15	-	1,50,073	45,651	1,95,724	14,13,438	25,07,074
22	Air Curtain	14,160	7,392	-	-	15	-	1,109	-	1,109	6,283	14,160
23	Biometric System	20,945	16,468	-	-	15	-	2,470	-	2,470	13,998	20,945
24	Water Purifier	15,000	11,794	-	-	15	-	1,769	-	1,769	10,025	15,000
25	Electrical Fittings	23,48,848	3,60,006	-	-	15	-	54,001	-	54,001	3,05,005	23,48,848
26	Electrical Items	2,08,855	40,559	-	-	15	-	6,084	-	6,084	34,475	2,08,855
27	Electric Motor	7,721	436	-	-	15	-	65	-	65	371	7,721
28	Exhaust Fan	83,131	5,580	-	-	15	-	837	-	837	4,743	83,131
29	Fax Machine	6,790	2,786	-	-	15	-	418	-	418	2,368	6,790
30	Generator Set	4,40,026	58,084	-	-	15	-	8,713	-	8,713	49,371	4,40,026
31	Voltage Stabilizer	53,030	3,001	-	-	15	-	450	-	450	2,551	53,030
32	Vacuum Pump	15,130	857	-	-	15	-	128	-	128	729	15,130
33	Digital Camera	69,621	54,596	-	-	15	-	8,189	-	8,189	46,407	69,621
34	Lab. Equipments	55,52,443	23,06,722	-	3,39,557	15	-	3,46,008	25,467	3,71,475	22,74,804	58,92,000
35	Lab. Instruments	8,22,467	67,141	-	-	15	-	10,071	-	10,071	57,070	8,22,467
36	Teaching Aids	13,23,674	5,04,438	8,15,830	1,33,081	15	-	1,98,040	9,981	2,08,021	12,45,328	22,72,585
37	Gymkhana Sports Kit	51,269	3,205	-	-	15	-	481	-	481	2,724	51,269
38	Office Equipment	36,685	2,074	-	-	15	-	311	-	311	1,763	36,685
39	Photocopy Machine	72,250	4,088	-	-	15	-	613	-	613	3,475	72,250
40	Refrigerator	61,200	3,462	-	-	15	-	519	-	519	2,943	61,200
41	Microwave	3,357	189	-	-	15	-	28	-	28	161	3,357
42	Safety Equipment	77,099	11,540	-	-	15	-	1,731	-	1,731	9,809	77,099
43	Security System (C.C.T.V)	5,85,031	2,20,253	-	3,06,163	15	-	33,038	22,962	56,000	4,70,416	8,91,194
44	Telephone Equipment	1,49,287	26,894	-	-	15	-	4,034	-	4,034	22,860	1,49,287
45	Water Pump	21,840	20,202	-	-	15	-	3,030	-	3,030	17,172	21,840
	TOTAL (E)	1,36,86,460	42,84,110	12,75,745	13,87,478	390	-	8,33,976	1,04,061	9,38,037	60,09,296	1,63,49,683
	TOTAL (A+B+C+D+E)	4,89,70,074	1,21,03,241	28,21,535	31,04,650	-	-	25,77,107	3,13,147	28,90,254	1,51,39,172	5,48,96,259





Dr. (Mrs.) Supriya S. Shidhaye
PRINCIPAL
 Vivekanand Education Society's
 College of Pharmacy
 HAMC, Behind Collector Colony.

V.E.S. COLLEGE OF PHARMACY (M Pharm)
SCHEDULE OF FIXED ASSETS AS ON 31ST MARCH 2023

Schedule - 1A

SR. NO.	PARTICULAR OF ASSETS	Op. Bal. at Cost 1.4.2022 (1)	WDV as on 1.4.2022 (2)	Additions upto 30.09.2022 (3)	Additions from 01.10.2022 (4)	RATE OF DEP. (5)	Assets Writtenoff 2014 - 15 (6)	Depreciation Permitted 30.09.2022 (7)	Depreciation Permitted 01.10.2022 (8)	Total Depreciation upto 31.03.2023 (9)	Closing Balance WDV as on 31.03.2023 (10)	Closing Balance AT COST as on 31.03.2023 (11)
								(2+3)x5=7	(4x5=8)	(7+8=9)	(2+3+4-9=10)	(1+3+4=11)
											3,20,241	4,64,457
1	Classroom Furniture	1,57,657	69,954	3,06,800	-	15		56,513	-	56,513	4,479	11,876
2	Common Room Furniture	11,876	5,270	-	-	15		791	-	791	24,499	2,18,906
3	Furniture & Fixtures	99,906	44,329	1,19,000	-	15		24,499	1,549	26,048	1,71,337	4,18,957
4	Lab. Furniture	3,98,307	1,79,101	-	20,650	15		26,865	-	26,865	21,462	56,907
5	Lab. Fittings (Gas)	56,907	25,250	-	-	15		3,788	-	3,788	1,488	8,431
6	Lab. Fittings (Vaccum, Cmpr, Drg)	22,355	9,919	-	-	15		1,488	-	1,488	13,45,946	30,84,954
7	Lab Infrastructure	27,51,911	12,21,037	-	3,33,043	15		1,83,156	24,978	2,08,134	6,094	91,555
8	Library Furniture	91,555	40,624	-	-	15		6,094	-	6,094	34,530	43,69,968
	TOTAL [A]	35,90,475	15,95,485	4,25,800	3,53,693			3,03,194	26,527	3,29,721	20,45,257	1
9	Computer	1	1	-	-	25		-	-	-	-	-
10	Computer Software	-	-	-	-	25		-	-	-	-	8,400
11	Hi Speed Printer	8,400	3,100	-	-	25		775	-	775	2,325	-
12	Scanner	-	-	-	-	25		-	-	-	-	-
	TOTAL [B]	8,401	3,101	-	-			775	-	775	2,326	8,401
13	Library Books - M.Pharm	4,61,060	2,38,208	2,450	1,05,979	25		60,165	13,247	73,412	2,73,225	5,69,489
	TOTAL [C]	4,61,060	2,38,208	2,450	1,05,979			60,165	13,247	73,412	2,73,225	5,69,489
14	Patent	6,372	4,181	-	-	25		1,045	-	1,045	3,136	6,372
	TOTAL [D]	6,372	4,181	-	-			1,045	-	1,045	3,136	6,372
15	Electrical Fittings	15,693	6,963	-	-	15		1,044	-	1,044	5,919	14,690
16	Electrical Items	14,690	7,066	-	-	15		1,060	-	1,060	6,006	68,241
17	Refrigerator	43,441	20,604	-	24,800	15		3,091	1,860	4,951	40,453	2,05,129
18	Teaching Aids	2,05,129	1,20,654	-	-	15	35,072	12,837	-	12,837	1,07,817	6,543
19	Telephone Equipment	6,543	2,904	-	-	15		436	-	436	2,468	67,49,095
20	Lab Equipments	60,07,819	28,63,454	1,28,667	6,12,609	15		4,48,818	45,946	4,94,764	31,09,966	50,928
21	Lab Instruments	40,989	20,836	-	9,939	15		3,125	745	3,870	26,905	7,651
22	Air Cooler	7,651	3,394	-	-	15		509	-	509	2,885	83,538
23	Air Conditioner	83,538	47,455	-	-	15		7,118	-	7,118	40,337	72,01,509
	TOTAL [E]	64,25,494	30,93,330	1,28,667	6,47,348		35,072	4,78,038	48,551	5,26,589	33,42,756	1,21,55,738
	TOTAL [A+B+C+D+E]	1,04,91,801	49,34,304	5,56,917	11,07,020		35,072	8,43,217	88,325	9,31,542	56,66,699	1,21,55,738




 Dr. (Mrs.) Supriya S. Shidhaye
 PRINCIPAL
 Vivekanand Education Society's
 College of Pharmacy
 HAMC, Behind Collector Colony,
 Chembur, Mumbai - 400 074